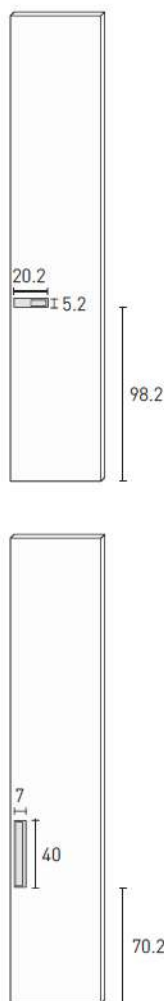


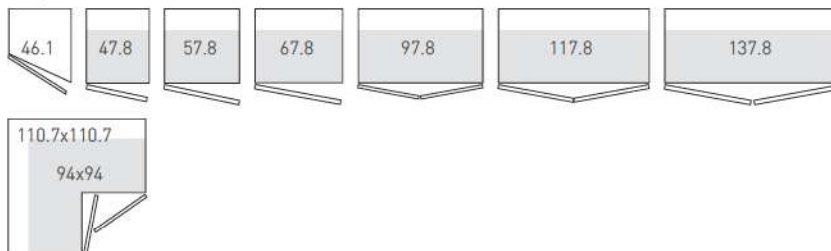
ICONA Characteristics and finishes

Modules



- modules with D 59 structure
- modules with D 42.3 structure

hinged door H 238.5 - 257.7 - 289.7



sliding doors H 238.5 - 257.7 - 289.7

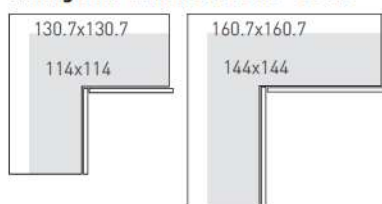


sliding doors H 238.5 - 257.7



(doors divided in two parts that can be disassembled)

sliding door corners H 238.5 - 257.7

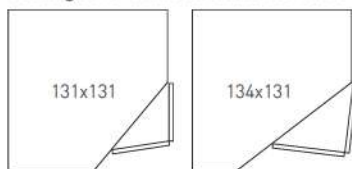


flush sliding door H 238.5 - 257.7



(doors divided in two parts that can be disassembled)

folding door walk-in closet H 238.5 - 257.7



Doors

Hinged and folding door module

These are made of 2.5 cm smooth engineered wood panels. The inside of the door has the same finish as the outside.

Handles: can be disassembled, Matt Lacquered and in the metal matt or glossy finishes (Bronzo, Champagne, Cromo e Titanio), horizontal W 20 as standard and vertical H 40 on request.

Sliding and flush-sliding

These are made of 2.5 cm smooth engineered wood panels. These have door adjustment devices. The interior is in synthetic veneer.

Handles: can be disassembled, Matt Lacquer and in the metal matt and glossy finishes (Bronzo, Champagne, Cromo e Titanio), W 20 horizontal as standard and vertical H 40 upon request;

H, hidden, positioned in the internal door edge, in Chrome as standard or Burnished finish upon request.

Door finishes

Materico (Bianco, Cenere, Seta; Alaska and Corsica with vertical grain)

Matt Lacquered

Wood (Borgogna, Canaletto, Rovere Fumo, Rovere Grigio, Rovere Laguna, Rovere Naturale and Rovere Tabacco) with wood veneer with vertical grain

High gloss lacquer

Manufacture processes available

Height reduction

Width reduction (except for terminal hinged door, sliding door corner module, flush sliding door modules and walk-in closet modules)

Depth reduction (except for sliding and flush sliding corner)

Slanted cut (only linear hinged with single modules)

Top filler with hinged door

Linear side filler with hinged and sliding door